

Oil & Petroleum Update

OCTOBER 2024

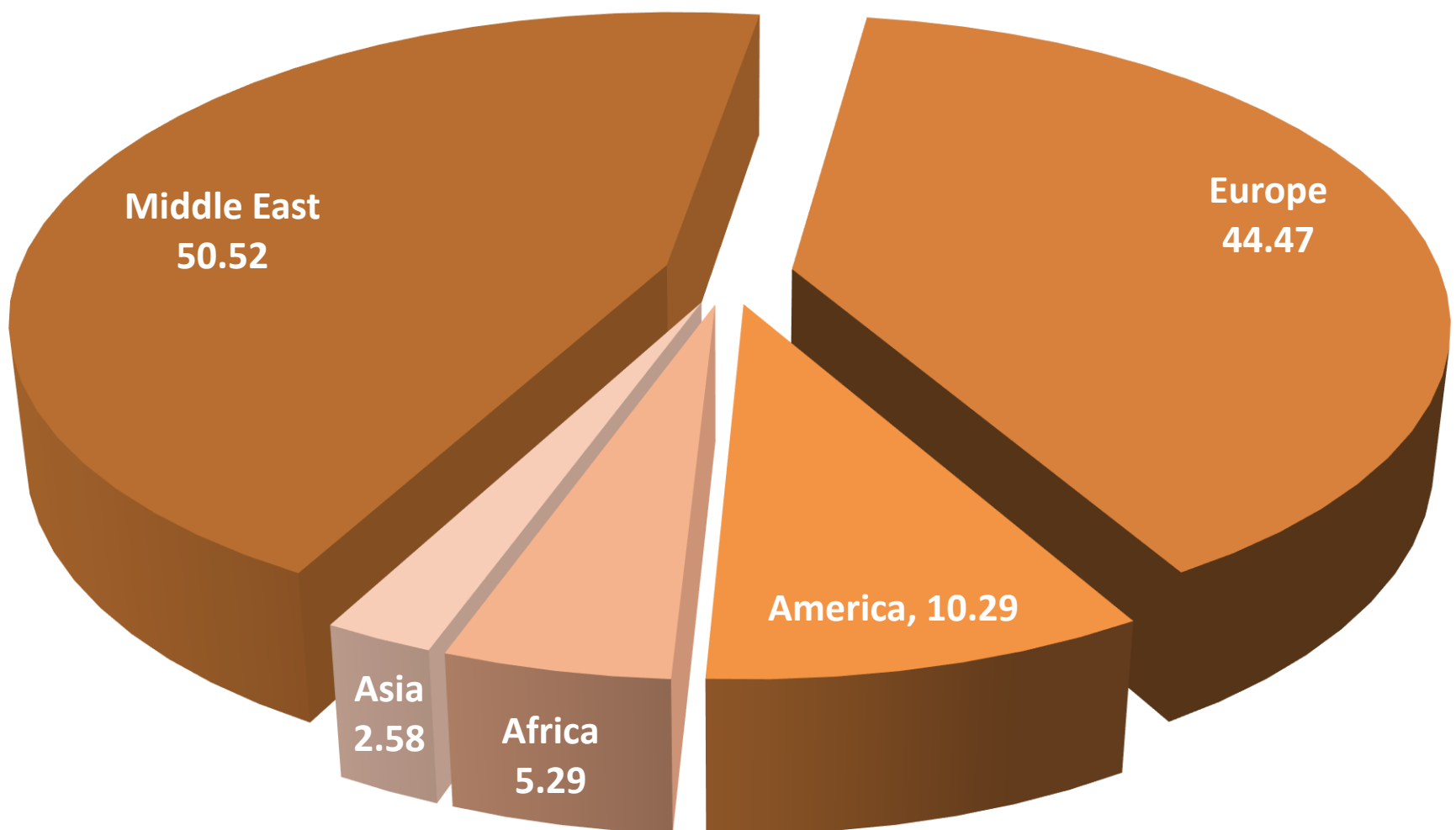




CRUDE OIL

- Indigenous crude oil and condensate production during September 2024 was 2.1 MMT. OIL registered a production of 0.3 MMT, ONGC registered a production of 1.4 MMT whereas PSC/RSC registered production of 0.4 MMT during September 2024. There is a de-growth of 3.9 % in crude oil and condensate production during September 2024 as compared with the corresponding period of the previous year
- Total Crude oil processed during September 2024 was 21.2 MMT which is 4.4 % higher than September 2023 , where PSU/JV refiners processed 13.9 MMT and private refiners processed 7.3 MMT of crude oil. Total indigenous crude oil processed was 1.8 MMT and total Imported crude oil processed was 19.4 by all Indian refineries (PSU+JV+PVT).

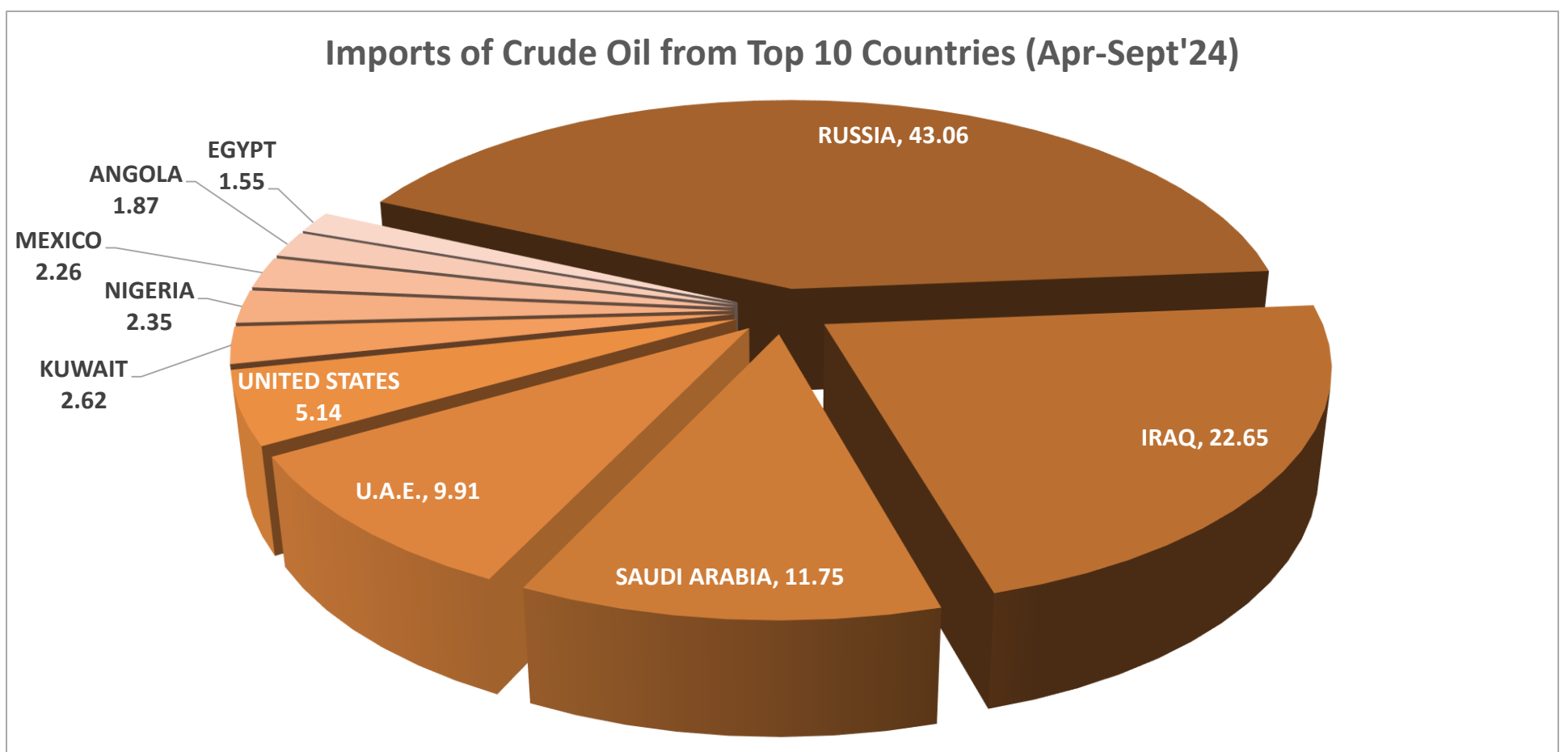
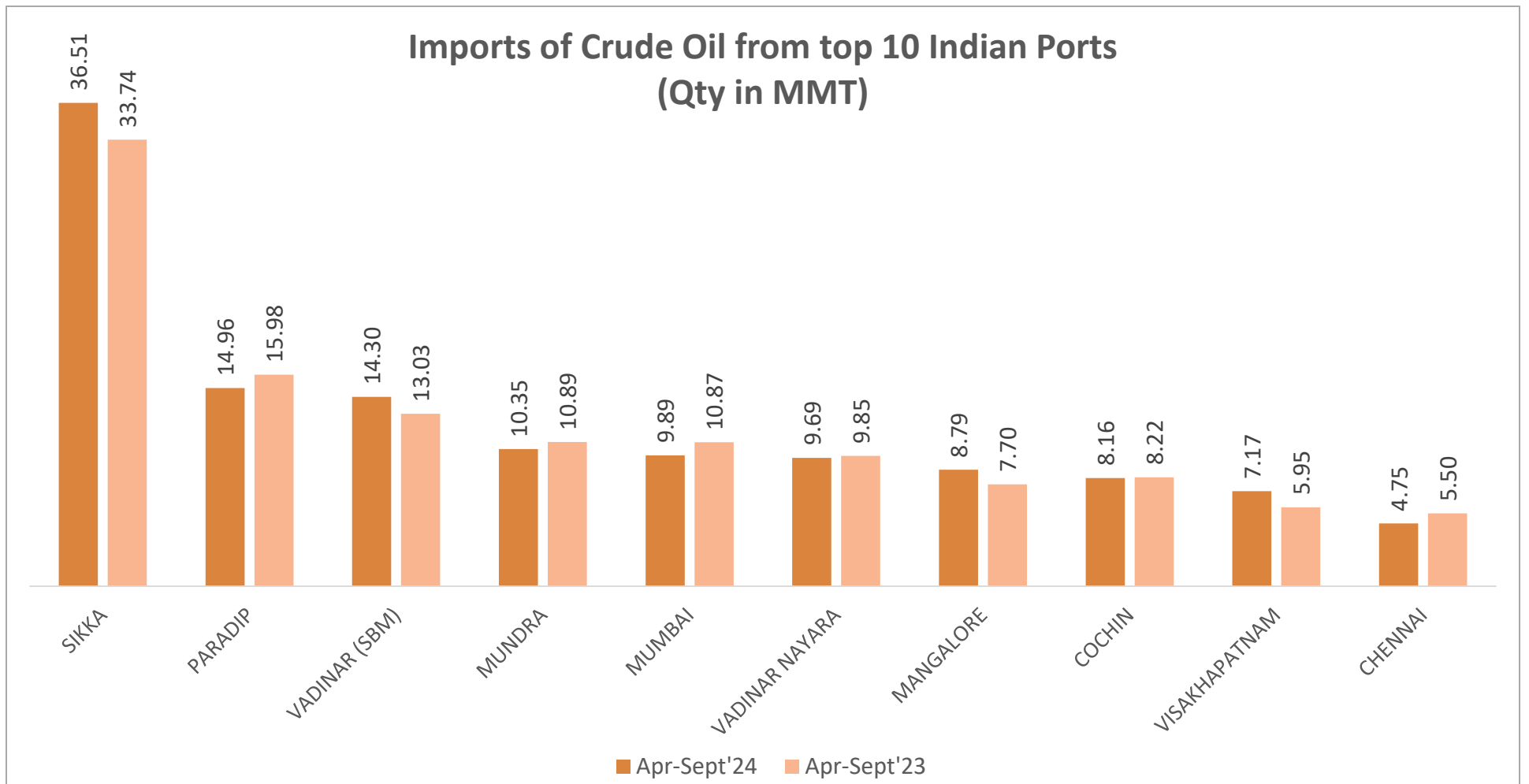
Region-wise Imports of Crude Oil





CRUDE OIL

- Crude oil imports stood at 124.92 MMT during Apr-Sept'24 which was an increase as compared to the corresponding period of the previous year.
- Sikka port saw the highest traffic of Crude Oil at 36.51 MMT in the period of Apr-Sept'24.



CRUDE OIL



Top Crude Oil Importers	QTY in MMT
INDIAN OIL CORP. LTD.	35.68
RELIANCE INDUS. LTD.	32.78
BHARAT PETROLEUM CORP. LTD.	17.70
NAYARA ENERGY LTD. (ESSAR OIL LTD.)	10.26
HINDUSTAN PETROLEUM CORP. LTD.	10.08
MANGALORE REFINERY & PETROCHEMICAL LTD.	9.09
HPCL MITTAL ENERGY LTD.	6.43
CHENNAI PETROLEUM CORP. LTD	1.37
RIL INTL. LTD.	0.14
HPCL RAJASTHAN REFINERY LTD.	0.13

Sl. no.	Refinery	Installed capacity	Sept'24	Apr-Sept'24
1	Barauni (1964)	6	0.5	3.3
2	Koyali (1965)	13.7	1.3	7.9
3	Haldia (1975)	8	0	3
4	Mathura (1982)	8	0.6	4.4
5	Panipat (1998)	15	1.2	7.5
6	Guwahati (1962)	1.2	0.1	0.6
7	Digboi (1901)	0.65	0.1	0.4
8	Bongaigaon(1979)	2.7	0.2	1.3
9	Paradip (2016)	15	1.2	6.5
	IOCL-TOTAL	70.3	5.3	34.9
10	Manali (1969)	10.5	0.5	4.9
11	CBR (1993)	0	0	0
	CPCL-TOTAL	10.5	0.5	4.9
12	Mumbai (1955)	12	1.4	7.8
13	Kochi (1966)	15.5	1.3	8.6
14	Bina (2011)	7.8	0.5	3.7
	BPCL-TOTAL	35.3	3.1	20.2
15	Numaligarh (1999)	3.0	0.2	1.4
16	Tatipaka (2001)	0.07	0.005	0.03
17	MRPL-Mangalore (1996)	15.0	1.5	8.8
	ONGC-TOTAL	15.1	1.5	8.9
18	Mumbai (1954)	9.5	0.9	4.7
19	Visakh (1957)	13.7	1.3	7.4
20	HMEL-Bathinda (2012)	11.3	1.1	6.5
	HPCL- TOTAL	34.5	3.2	18.6
21	RIL Jamnagar (OTA) (1999)	33.0	2.9	17.5
22	RI -Jamnagar (SEZ) (2008)	35.2	2.7	15.5
23	NEL-Vadinar (2006)	20.0	1.7	10.2
	All India (MMT)	256.8	21.2	132.1
	All India (Million Bbl/ Day)	5.02	5.17	5.29



PETRO- PRODUCTS

- Production of petroleum products was 22.7 MMT during September 2024 which is 5.8% higher than September 2023. Out of 22.7 MMT, 22.4 MMT was from refinery production & 0.3 MMT was from fractionator. There was a growth of 2.4 % in production of petroleum products in April-September FY 2024 – 25 as compared to same period of FY 2023 – 24. Out of total POL production, in September 2024, share of major products including HSD is 39.4 %, MS 17 %, Naphtha 6.4 %, ATF 6.7 %, Pet Coke 5 %, LPG 4.4 %, and rest is shared by Bitumen, FO/LSHS, LDO, Lubes & others

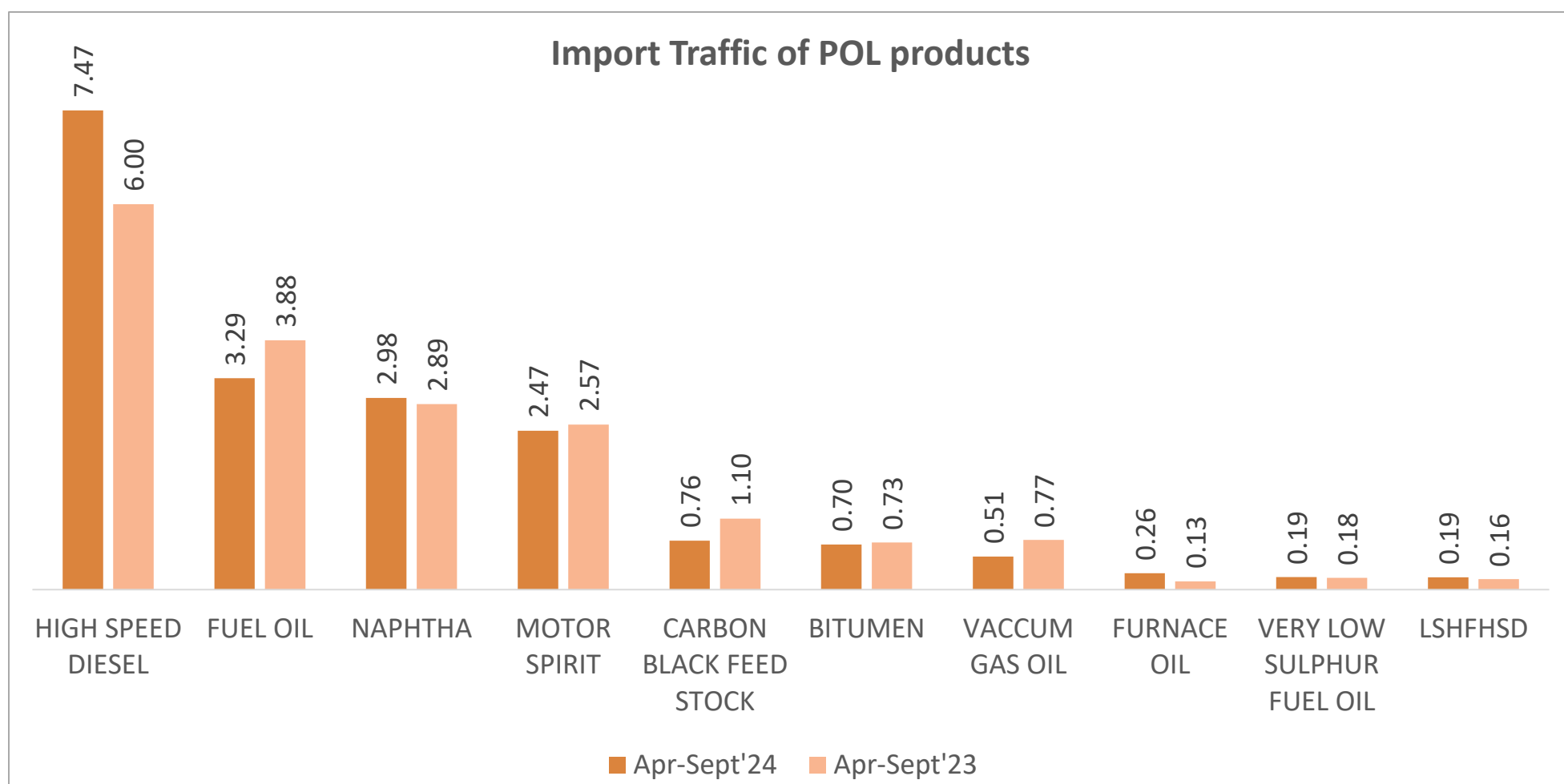
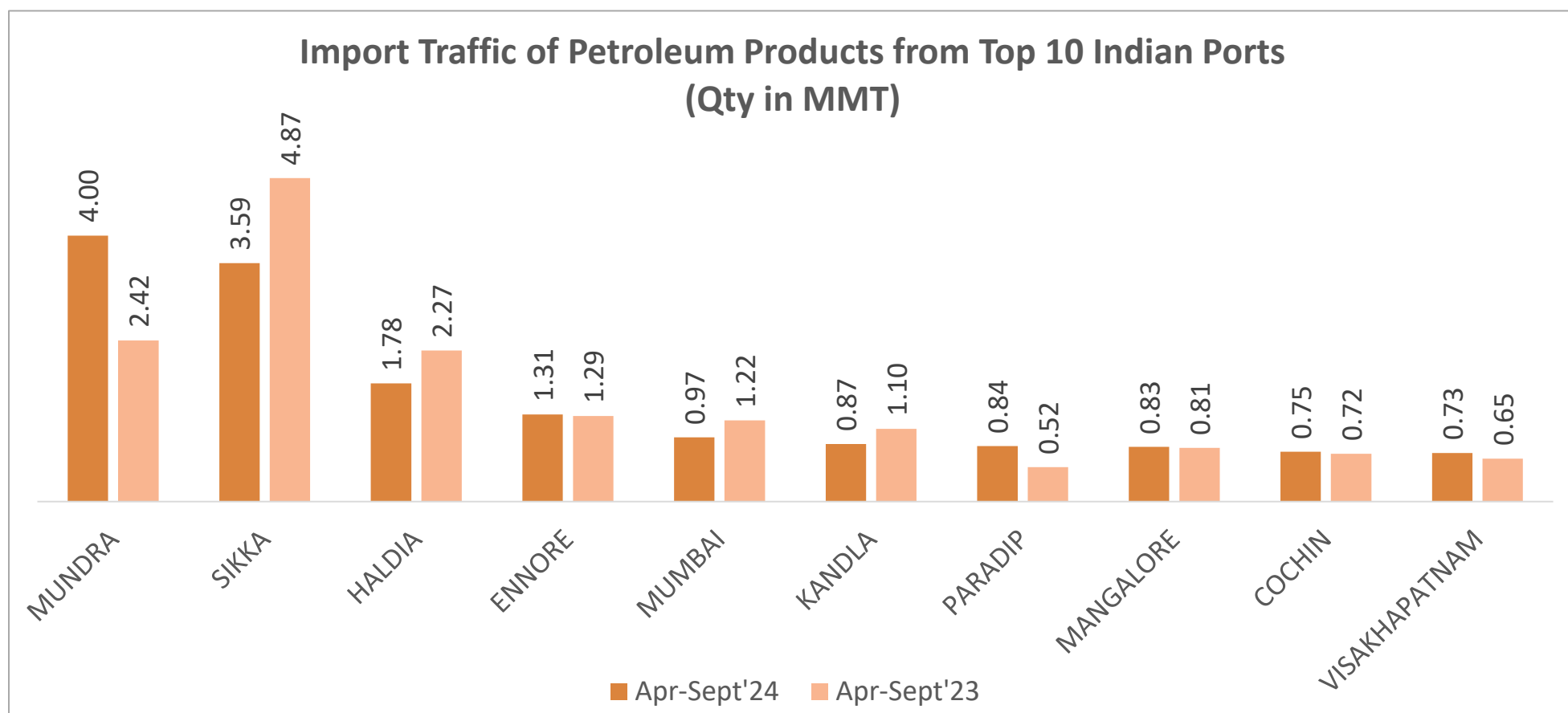
PRODUCTION & CONSUMPTION OF PETROLEUM PRODUCTS (in thousand metric tonnes)

Products	Apr-Sept'24	
	Production	Consumption
LPG	6.3	15.0
MS	23.3	19.8
NAPHTHA	9.3	6.7
ATF	8.8	4.4
SKO	0.5	0.20
HSD	57.5	44.4
LDO	0.3	0.4
Lubes	0.6	2.3
FO/LHS	5.8	3.3
Bitumen	2.3	3.8
Pet-coke	7.4	10.7
Others	17.7	6.6
Total	139.9	117.7

PETRO- PRODUCTS



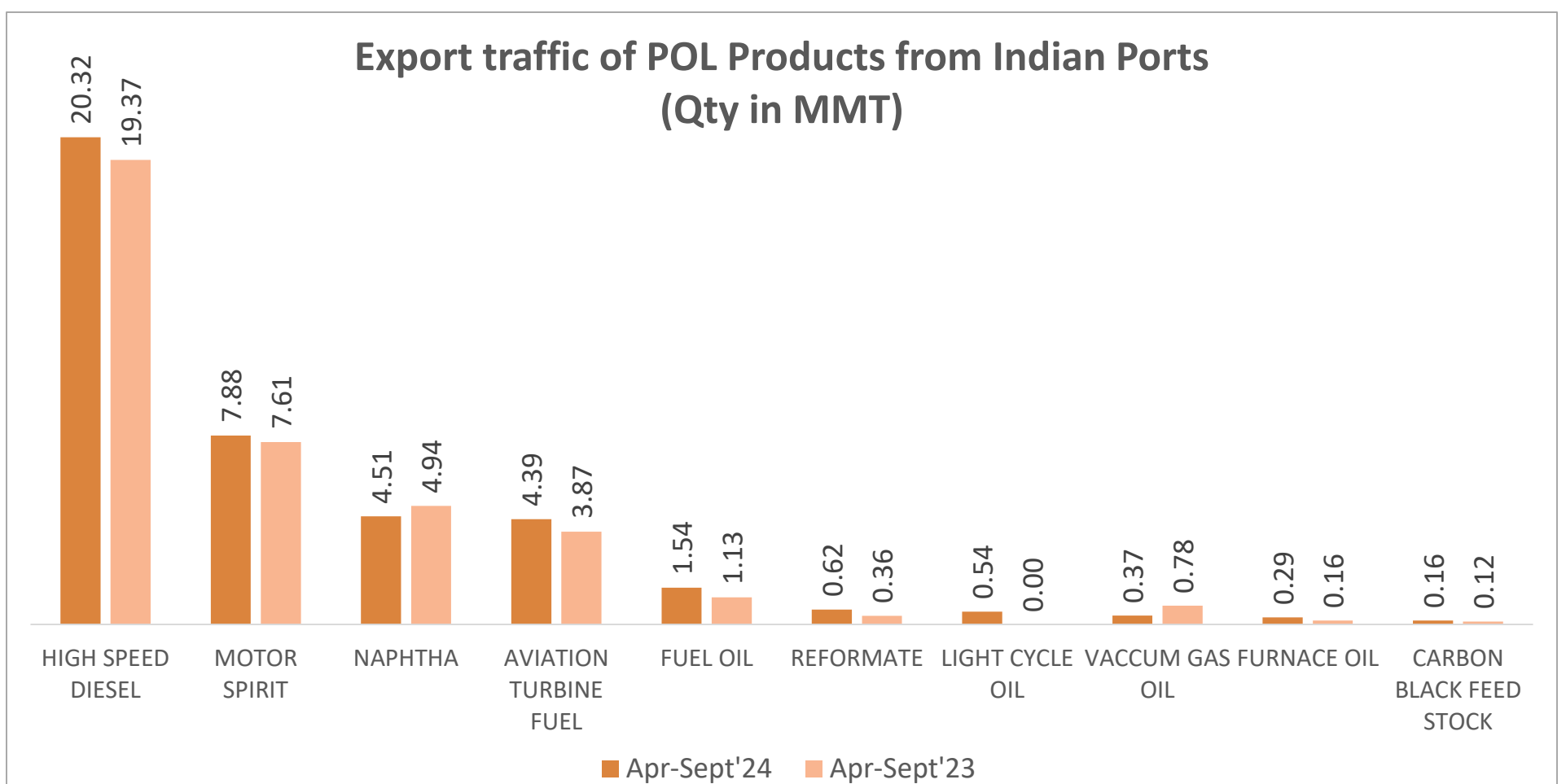
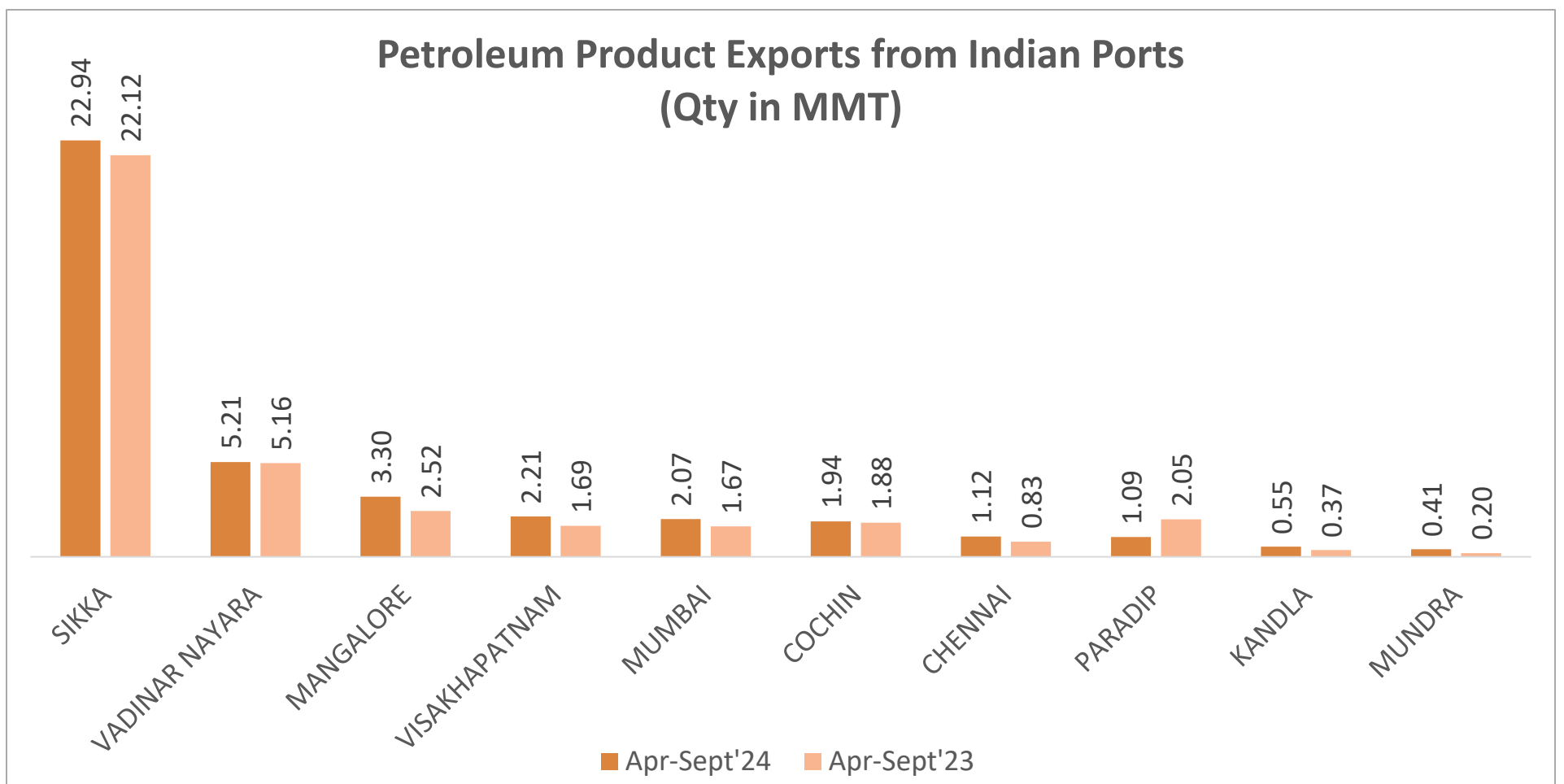
- POL products imports increased by 3.3% and 10.4% during September 2024 and April-September FY 2024-25 respectively as compared to the corresponding period of the previous year. Increase in POL products imports during April-September FY 2024-25 were mainly due to increase in imports of liquified petroleum gas (LPG), petcoke and lubes/LOBS etc.
- The consumption of petroleum products during April-Sept 2024, with a volume of 117.7 MMT, reported a growth of 3.1 % compared to the volume of 114.2 MMT during the same period of the previous year. This growth was led by 16.7% growth in Lubes, 10.4% growth in Petcoke, 10.3% growth in ATF, 7.2% growth in MS, 6.0% in LPG, 2.2% in Naphtha and 0.9% in HSD consumption besides growth in FO/LSHS during the period. The Consumption of petroleum products for the month of Sept2024 recorded a de-growth of 1.6% with a volume of 17.9MMT compared to the same period of the previous year.



PETRO- PRODUCTS



- Exports of POL products increased by 21.0% and 1.2% during September 2024 and April-September FY 2024-25 respectively as compared to the corresponding period of the previous year. Increase in POL products exports during April-September FY 2024-25 were mainly on account of increase in exports of petcoke/CBFS and fuel oil etc.



Top Importers & Exporters of PETRO-PRODUCTS



Exporters from India (Apr-Sept'24)	Quantity
RELIANCE INDUS. LTD.	23.03
NAYARA ENERGY LTD. (ESSAR OIL LTD.)	5.21
MANGALORE REFINERY & PETROCHEMICAL LTD.	3.26
INDIAN OIL CORPN. LTD.	2.97
HINDUSTAN PETROLEUM CORPN. LTD.	2.41
BHARAT PETROLEUM COPRN. LTD.	2.36
OIL AND NATURAL GAS CO. LTD	0.12
REAL ISPAT & ENERGY PVT. LTD.	0.11
PJSC LUKOIL	0.06
TRAFIGURA	0.06

Importers In India (Apr-Sept'24)	Quantity
RELIANCE INDUS. LTD.	5.21
HINDUSTAN PETROLEUM CORPN. LTD.	3.67
INDIAN OIL CORPN. LTD.	3.30
BHARAT PETROLEUM COPRN. LTD.	3.06
NAYARA ENERGY LTD. (ESSAR OIL LTD.)	0.83
HPCL MITTAL ENERGY LTD.	0.69
HALDIA PETROCHEMICALS LTD.	0.55
ONGC PETRO ADDITION LTD. (OPAL)	0.49
PHILLIPS CARBON BLACK LTD.	0.37
BIRLA CARBON INDIA PVT. LTD.	0.22

Reports for October 2024

J. M. Baxi Monthly Agri Products Update

J. M. Baxi Monthly Automotive Logistics Update

J. M. Baxi Monthly Cement Update

J. M. Baxi Monthly Chemical Update

J. M. Baxi Monthly Coal Update

J. M. Baxi Monthly Container Update

J. M. Baxi Monthly Cruise Shipping Update

J. M. Baxi Monthly Veg Oil Update

J. M. Baxi Monthly Fertilizer Update

J. M. Baxi Monthly LNG & LPG Update

J. M. Baxi Monthly Mineral and Metal Update

J. M. Baxi Monthly Oil and Petroleum Update

J. M. Baxi Monthly Port Update

J. M. Baxi Monthly Project Cargo Update

J. M. Baxi Monthly Seafarers Insights Update

J. M. Baxi Monthly Steel Update

Research Cell:

J.M.Baxi.

Godrej Coliseum, Office No. 801, 8th floor, "C" wing, Behind Everard Nagar, Off.
Somaiya Road, Sion. Mumbai - 40022 INDIA.
T: 022 61077100 Ext 161/145, | M: 091-7506004224 / 7045659111
E: shwetalk@jmbaxi.com | W: www.imbaxico.com